

# T Screw kits for Safe and Secure Hanging of Wood & Aluminium Frames

PUB113

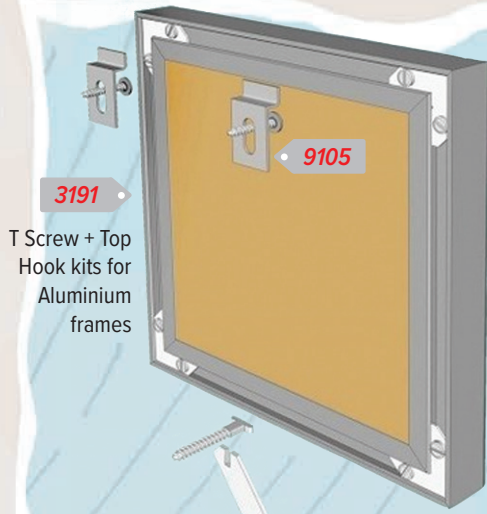
v.3 Y01

1

## For Aluminium Frames

## For Wood & Polymer Frames

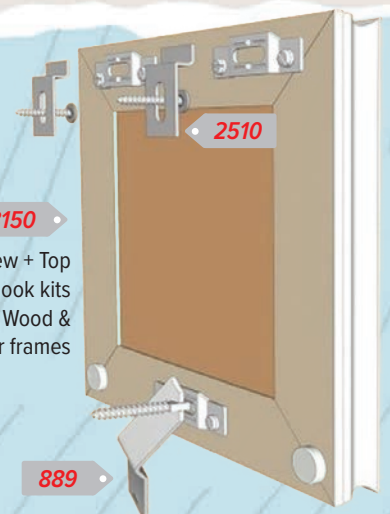
### Top Hook + T Screw kits



T Screw + Top Hook kits for Aluminium frames



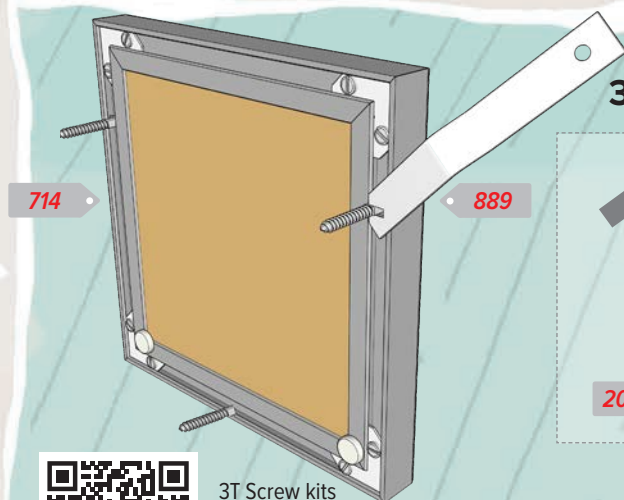
Oval holes for easier levelling



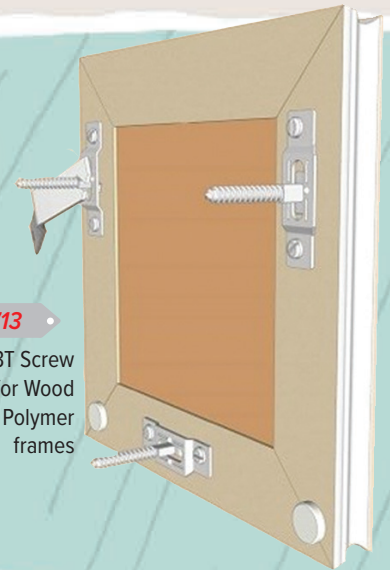
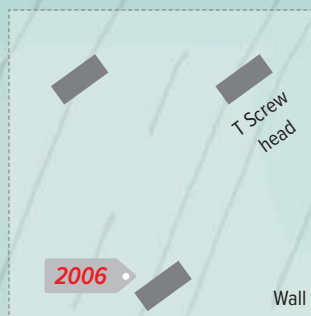
T Screw + Top Hook kits for Wood & Polymer frames

Great for pictures in hotels, restaurants, public places and rental properties

### 3T Screw kits



3T Screw kits for Aluminium frames



3T Screw kits for Wood & Polymer frames



T Screw Secure Fixings

T Screw Spanners are only included in kits if stated on the website

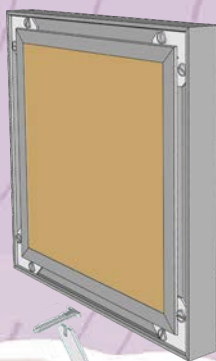
NEW



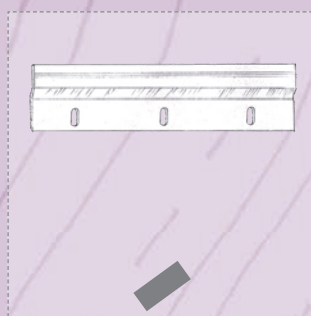
Z Bar Safe Hanging Strips for Aluminium frames are fixed to wall

10309

Z Bar Safe Hanging Strips for Aluminium frames + T Screw Kits



### Z Bar + T Screw kits



Oval holes for easier levelling



Z Bar Hanger Strips for Wood frames used in pairs

10307

Z Bar for Wood & Polymer frames + T Screw kits

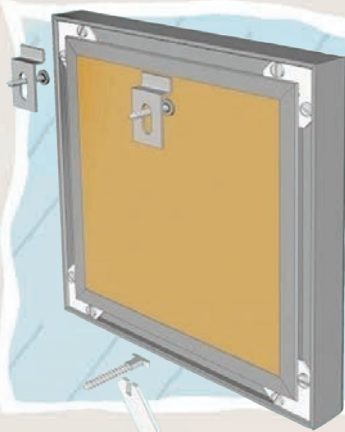


2008

# T Screw Kits for Hanging Aluminium Frames

2

## T Screw + Top Hook Kits for Aluminium frames



3191



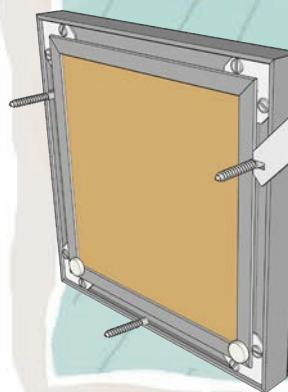
Top Hook Plates with Wide lip for Aluminium frames

Oval holes for easier levelling

Top Hook Plates are fixed to the wall and the frame hangs on those. Fit T Screw to secure the bottom of the frame to the wall.

Check kit contents on website.

3191	Top Hook kit for Aluminium frames	1 bag
3191B	Top Hook kits for Aluminium frames	10 bags
3191C	Top Hook kits for Aluminium frames	100 bags



889

714

T Screw head

## 3 T Screw Kits for Aluminium frames

Fix the 3 T screws into the wall. Place the frame over and turn each with T Screw spanner to engage into the channel of the frame.

Check kit contents on website.

714	3T T-Screw kit for Alu frames	1 bag
714B	3T T-Screw kits for Alu frames	10 bags
714C	3T T-Screw kits for Alu frames	100 bags

Wall

## FrameSecure



2835

FrameSecure work well as wall markers for T Screws especially the bottom one on aluminium frames. They also work as weather-proof security fixings for aluminium frames.

## Z Bar Safe Hanging Strips for Aluminium frames + T Screw Kits

NEW

10309

10309	Z Bar Safe Hanging Strips for Aluminium frames + T Screw	Kit for 2 or 1 frames
10310	Z Bar Safe Hanging Strips for Aluminium frames + T Screw	Kit for 20 or 10 frames
10375	Z Bar Safe Hanging Strips for Aluminium frames	pack 20



Z Bar Safe Hanging Strips for Aluminium frames

x 2 pcs

10309

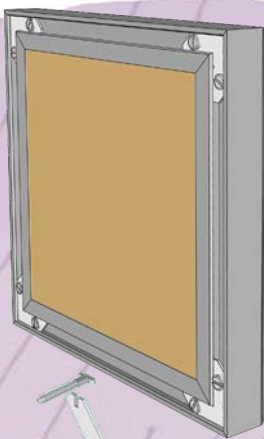
x 6

x 6

x 2

x 2

Each Z Bar Safe Hanging Strip kit will hang two smaller Aluminium frames or one larger



## T Screw Kits for Printed Panels fitted with Aluminium Sub-frames

SUB 25 Sub-frame

When hanging printed panels fitted with an Aluminium sub-frame, use either of the T Screw kits here.

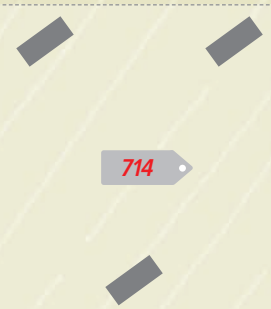
Users will need a T Screw Spanner Long 10290



Aluminium Sub-frames



3191



714



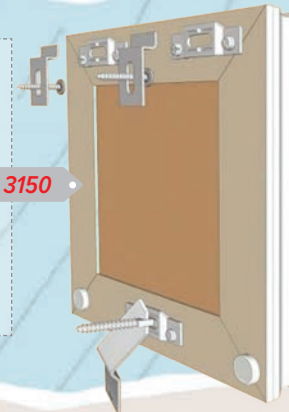
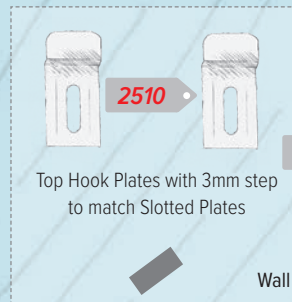
# T Screw Kits for Hanging Wood and Polymer Frames

3

## Top Hook + T Screw Kits for Wood frames

Fix two Slotted Plates at the top of the frame. These hook onto top hook plates screwed to the wall. T screw in the wall engages in a third Slotted Plate fitted along the bottom.

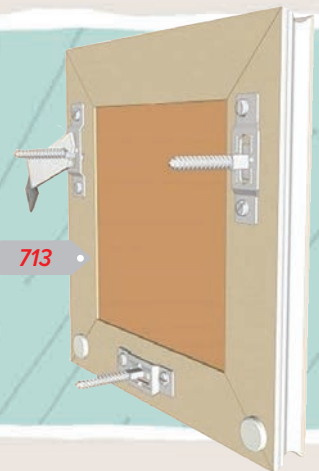
3150	Top Hook + T Screw kit for Wood	1 kit
3150B	Top Hook + T Screw kit for Wood	10 kits
3150C	Top Hook + T Screw kit for Wood	100 kits



## 3T T Screw Kits for Wood frames


Fix three Slotted Plates to the back of the frame and insert three T screws into matching positions in the wall. Lock with spanner, 889.

713	3T T Screw kit for Wood	1 kit
713B	3T T Screw kit for Wood	10 kits
713C	3T T Screw kit for Wood	100 kits



T Screw Spanners are only included in kits if stated on the website

## Z Bar Hanger Strips for Wood frames + T Screw Kits



150mm x 4 pcs



Each Z Bar kit for Wood frames will hang 2 smaller or 1 larger frame

10307	Z Bar + T Screw kit for Wood	1 kit
10308	Z Bar + T Screw kit for Wood	10 kits
7498B	Z Bar Hanger Strips for Wood	150mm 10 pairs



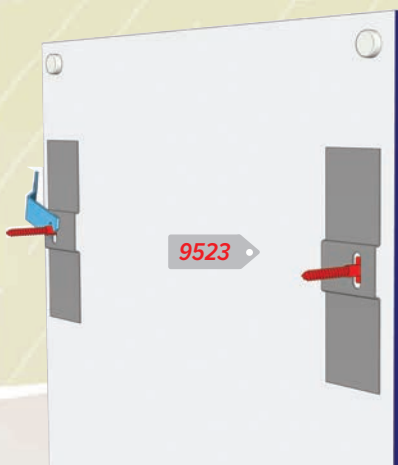
## HangLOCK Plates + T Screw set to secure a printed panel to the wall

Self-adhesive steel plates, shaped to take a T Screw. Apply to aluminium, steel, ACP, Dibond, acrylic, foamed PVC graphic panels or similar to secure them to a wall.

Use solvent wipes to clean the back of panel. No drilling of the panel required.

Check kit contents on website.

9523	HangLOCK Plates + T Screws	1 set
------	----------------------------	-------



# T Screw Components

Check best prices:  
lionpic.co.uk

## T Screws with M5 Thread for Drywall / Plasterboard




## T Screws for Masonry walls



### T Screw Driver Head



### T Screw Spanner Standard



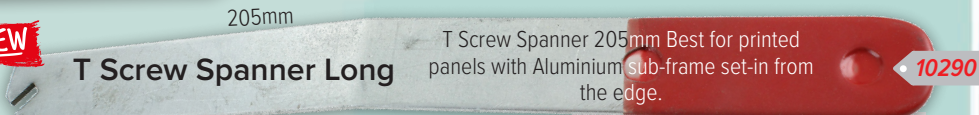
### Slotted Plates for T Screws



For Wood and Polymer frames to take T Screws

NEW

### T Screw Spanner Long



### Universal Socket Driver for T Screws



### T-Screw Companion



### Top Hook Plate for Wood frames



Top Hook Plates with 3mm step to match Slotted Plates

### Top Hook Plates for Aluminium frames



Top Hook Plates with 9mm step to match Aluminium frames

4430

Top Hook Plates Extra for Aluminium frames. They resist lifting off



### Z Bar Hanger Strips for Wood frames



See p.3

### Z Bar Safe Hanging Strips for Aluminium frames



See p.2

### Z Bar + SpringLOCK kits for Wood frames



10311 Z Bar + SpringLOCK kit for 2 small frames or 1 larger

10312 Z Bar + SpringLOCK kits for 20 small frames or 10 larger



9480 SpringLOCK 100 pairs of Bridges and Locks

7165 SpringLOCK Release tool with marker 111mm

LION Picture Framing Supplies Ltd

148 Garrison Street, Birmingham B9 4BN

Tel: 0121 773 1230

Open 08.45 - 17.00 Monday to Friday

lionpic.co.uk

info@lionpic.co.uk

See website for best prices. Information correct at January 2022

